





St. Mark's UMC Midlothian, VA


To keep up with St. Mark's UMC via Facebook, go to <http://www.facebook.com/stmarksmidlo>

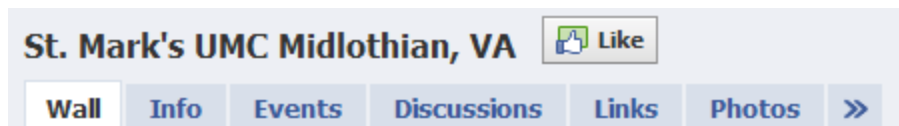
You do not have to be a Facebook member to keep up with the postings on the page, but you must register as a member to post or comment.

If you're not already a Facebook member, you'll see the following at the top of the Facebook page:



Click on the  button and enter the data requested on the next screen if you would like to create a Facebook account. You must be at least 13 years old to have a Facebook account. You will receive a confirmation e-mail and must click on the link in the confirmation e-mail to activate your account.

Then go back to <http://www.facebook.com/stmarksmidlo> and click on the  button at the top of the screen to add the St. Mark's page to your account



The Wall tab will show you the current postings and responses.

The Events tab will show scheduled events.

The Info tab includes basic info about St. Mark's including a link to the church website.

If you have questions or problems, you may access the Facebook Help Center by scrolling all the way to the bottom of the page and clicking on the [Help Center](#) option.

[About](#) [Advertising](#) [Developers](#) [Careers](#) [Terms](#) • [Find Friends](#) [Privacy](#) [Mobile](#) [Help Center](#) [Blog](#) [Widgets](#)

Questions: Contact Terri Clifton